



What's Inside:

- 1 Presidents Message
2013 Club Officers
- 2 May Meeting
Model T, A & B
Reunion Lodging
MAFCA Charter
- 3 Club Logo/Name Tags
Monthly Car Clinic
Driving Awards
Car Shows/Cruises
- 4 UVU Auto Expo
- 5 Calendar of Events
Orem Summerfest
Model T/A/B Reunion
- 7 Member Spotlight
The Munson's
Member Birthdays
Tech Tips
Radiator Flush
- 8 Back Flush!
- 10 Classifieds
- 11 Model T, A & B
Reunion Flier



Summertime Cruisin' Fun!

It's crusin' time! I had a great time at the UVU Auto Expo! If the weather scared you away you missed a great show. After an initial downpour the remainder of the day was cloudy, overcast and cool. Perfect weather for being out viewing gorgeous cars!

We can double the fun this month with the Orem Summerfest activities and the Model T, A and B Reunion in San Pete county. This will probably be the largest gathering of Model A's the state has seen for a long time. Don't miss it!!

Prepare yourself for some great food and fun car games in July. After the 24th antique car show in Provo's North Park we will cruise to Paul Ream Wilderness Park for a pot luck BBQ and some fun car games.

Summertime is the season to make contact with potential club members. We went to the Just for Kids car show at Cabella's and met a Model A owner. Clyde talked to two guys in Model A's in the Harts parking lot in American Fork. Please take advantage of opportunities like these to promote our club.

2013 Club Officers

President	Robert Mack	(801) 489-9808	mack4759@yahoo.com
Vice President	Joe Fazzio	(801) 491-8439	fazzioj1@aol.com
Sec/Treasurer	Clyde Munson	(801) 376-0594	bjerg_menneckene@yahoo.com
Web Page	Nicholas Mack	(801) 836-0979	kcam1999@yahoo.com
Newsletter	Greg Mack	(801) 836-5680	gregmack02@yahoo.com
Liaison/PR	Vern Cope	(801) 377-0567	vern@byu.edu

May 2013 Meeting


Attendance: We only had six people present: Vern Cope, Joe Fazzio, Clyde Munson, Greg, Nicholas and Robert Mack.

Club Business continued anyway. The following items were discussed:



Model T, A and B Reunion Lodging: June 28th & 29th. Because the estimated number of people needing reservations is small, the Economy Lodge in Nephi won't hold a block of rooms. It will be up to each club member needing lodging to contact them for reservations. Wayne (event organizer) said there were no rooms available between Fairview and Gunnison for Friday, June 28th. More details on page five and page eleven.

Treasurer: Clyde Munson gave a report of the state of the treasury. **We are making money!** Through Clyde's shruide investments we've made one cent!



IT'S OFFICIAL!

We are the newest chapter of the **Model A Ford Club of America**. The

MAFCA National board met last month and reviewed our petition. According to a letter we received along with our chapter charter, Jill Sullins, Chapter Coordinator, said, "It is with great pleasure that I inform you that your petition for recognition as a new Chapter of the Model A Ford Club of America has been unanimously approved by the Board of Directors."



MAFCA Membership: They are supporting us, if you can, please support them. They print a great magazine every other month that is well worth the forty dollars.

Model A Ford Club of America Membership Application

250 South Cypress, La Habra, California 90681

US Membership -- \$40.00 per year

Please enclose this form and a check or you can use your credit card by filling out the information below:

____ Visa ____ Mastercard ____ Expiration Date

Credit Card # _____

Name _____

Spouse's Name _____

Address _____


City State Zip code _____

Telephone (w/ area code) _____

Signature _____

Club Logo: Final Approval -- Several versions of the revised logo were presented and voted on by the group. Take another look at the Newsletter masthead. The car color may change depending on it's usage.

Name Tags: Greg showed two types of name tags (oval and rectangular) with different background choices (silver, gold or white). The rectangular tag was voted on unanimously as well as the white background. They are plastic domed with metal backs and magnets so as not to damage any clothing you wear them on. The Mack's will get them made and passed out at the next club meeting.



We decided that a title wouldn't be listed so we could use the name tags year after year.

Club Colors: Since the final logo has been selected the club can now pick the club colors. Several options were presented and voted upon. It was a split vote between yellow and orange. The color that won out was orange. Watch out hunters, construction workers and traffic flaggers here we come! Nicholas will look into the cost of various types of apparel.

**We are
being
noticed!**



Clyde reports that we received a "like" from the Pikes Peak Model A Club of Colorado.

New Members: No new members were present. No contacts have been made of potential members. The Mack's did talk to Jim Yates at the "Just for Kids" car show at Cabellas. Clyde met Don Yates and Ralph (didn't catch his last name), and invited them to join in the fun. Robert will send them all club newsletters and an invitation to join the club.

Monthly Car Clinic: Joe suggested that the club hold monthly repair seminars on a Saturday for those that needed help with their cars. Individuals would be able to schedule their car for a Saturday and those with expertise in that area could provide help in getting those repairs completed. Joe and Clyde volunteered to spearhead the idea. If there is enough interest, we'll have it each month people are available to help. If you are interested, call either one of them and let them know what you would like help with.



Driving Awards: Both the Model A Ford Club of America and the Model A Restorer's Club encourage owners to drive their cars. When the general public sees the cars on the road it piques interest in the Model A and hopefully entices younger people to get involved. To this end we are instigating a driving award. This isn't a competition against fellow members, but an accumulation of miles. A certificate is awarded for the number of miles driven. So... please get your odometer readings to Robert Mack as soon as you can. We will be starting this once all readings are recorded.

Car Shows:

June 8th Springville Art City Days Car Show, 587 S. Main St.

June 15th 10-3 p.m. Orem Summerfest Car Show, 200 E. Center Street, Orem (801) 654-1169.

June 22nd 11-4 p.m. Pleasant Grove Strawberry Days, 340 S. Main St., Pleasant Grove (801) 654-1169.

June 22nd, Heber City, "Back to the 50's" Car Show, Heber City Park, (801) 968-4271.

June 23rd, 11-4 p.m. "Free BBQ Car Show," 790 N. Center St. Lehi, (801) 654-1169.

July 13th 12-7 p.m. American Fork Car Show, 200 E. 400 S. , American Fork (801) 654-1169.

July 27th 11-5 p.m. "Spring Fling Car Show," 10400 N Alpine Highway Highland (801) 654-1169.

August 3rd Santiquin Orchard Days Car Show,
Centennial Park, 300 W. 100 S., Santiquin (801) 602-1634.

August 16th Utah County Fair Car Show, 3-9 p.m.
450 S Main St. (801) 360-6624.


August 18th, 9-4 p.m. Springville Sunday in the Park
Car Show, Rotary Park in Hobbie Creek Canyon
(801) 362-2054.

September 12th 4-9 p.m. "PG Promenade" Car Show,
200 S Main St. (801) 654-1169.

September 28th International Model A Day.

September 28th 9-4 p.m. Arnie B's Car Show, 2nd
Payson Exit (801) 225-0737.

UVU Auto Expo -- Cars, Cars and More Cars (but where were the Model A's?)



Because there were so many conflicts with club member's times and threatening weather we didn't have enough interest to cruise from Thanksgiving Point to the Pleasant Grove Sonic. That was disappointing, but we had a great time at the car show.

While scouring the swap meet we found Vern and his son at the "What's a Waffle" food stand which happened to be run by Georgia, Dan and their son Preston.

Because of the downpour earlier we thought it best not to take pictures of the Bergs, since Georgia felt she wasn't presentable for photos. But we should

have taken pictures of the ONLY stock Model A at the show. That's right, there were two Model T's but Dan's was the only Model A there. It took home two awards so Dan received two jackets for his efforts.

Here are some of the sights from the show:



2013 Calendar of Events

June:

June 15th Orem Summerfest activities: Saturday



We've been invited to participate in the Summerfest Car Show from 10 a.m. to 3 p.m. We will position us under the trees along Center Street so we can have some good exposure to the general public. We would ask that as many as possible attend so we can make a good impression. Clyde is going to see if Candy for the Daily Herald can come, take pictures and interview for the newspaper article. If you pre-register for the show there is no charge. The Internet web address is:

<http://summerfest.orem.org/events/car-show/>

The Summerfest Parade starts at 7:00 p.m. There is no charge for non-profit groups. The parade starts at 800 E and 400 S. We need to be there, in place by 6:30 p.m. This is a great way to let the public know we exist. Please help us out and participate.

June 20th Meeting: was going to be a carburetor rebuilding seminar by Joe Fazzio, but because it will take more than a couple of hours we will reschedule it for a Saturday, so we can take as much time as needed. We will instead have a short meeting to finalize details for the T, A, B Reunion the following week. Larry H. Miller Dealership, 6:30 p.m.



Bring your car. We will have a short mystery cruise to enjoy some ice cream or floats.


Model T, A and B Reunion:



There will be more T's and A's in one spot than Utah has seen in a long time!



Friday afternoon -- 2 :00 p.m., tour to Mani to visit the Ed Big Daddy Roth (Rat Fink) Museum. When Ed Roth retired he moved to Manti. He passed away, but his wife opens the museum for private viewing. This is a rare opportunity.



Friday evening -- Drive to Mount Pleasant's drive-in theatre to watch American Graffiti. Let's meet at the entrance so we can park together once inside.

Saturday morning --10:00 a.m. to 12:00 noon, Fountain Green Car show (open to all cars), \$20 entry fee includes turkey dinner and dash plaque. Lunch at noon.

We will meet as a club right after the car show and before the hill climb for lunch. We will meet at the site of the car show and travel up to the hill climb together.



Saturday afternoon -- 1:30 p.m. in Fountain Green, F.A.S.T (from California) is coming to time and stage a hill climb. It is for vehicles 1935 and older with four cylinder engines (can be modified). Again, \$20 entry fee includes dinner and dash plaque. If participating in both, \$25.

The nearest accommodations are in Nephi so those who want to stay overnight have two options: 1) If you have a self-contained camp trailer you can make arrangements with Wayne and Jan Atkinson to stay on their property (Lloyd, Kelly and Karl are staying there) or 2) stay at the Economy Lodge in Nephi (17 miles west of Mount Pleasant). The Macks are leaving their car at Atkinson's and staying in Nephi.

July: Monthly meeting on July 18th. Lloyd has volunteered to discuss metals and welding.



July 24th, **Provo's Antique Car Show** in North Park on 500 North and 500 West. The show runs from 9:00 a.m. to 2:00 p.m. They start parking cars around 8:30 a.m. This show is open to any stock, pre World War II (1941) car. Afterwards we will travel exactly one mile directly west on 500 North to the Paul Ream Wilderness Park.

The park lines the banks of the Provo River. It features a duck pond, walking trails and a playground for the kids. There we will have a potluck BBQ and Car Games. Fun for the whole family!



August: Monthly meeting on a Saturday. Carburetor seminar with Joe Fazzio.

September: September 3rd - 9th, the Northwest Regional Meet in Bend, Oregon.

September 19th monthly meeting.

September 28th International Model A Day. Fall foliage tour.

October: Monthly meeting, October 24th.

November: Monthly meeting, Nov 21st.
Winterizing Model A's.

December: 2nd annual Christmas Dinner meeting.
No date as has been set as of yet.

December 4th-8th MAFCA
National Awards Banquet,
San Antonio, Texas.



July 14th - 18th, 2014 MAFCA
National Convention, Puyallup,
Washington.

Member Spotlight

The Munson's



Jenn, Clyde, Nevin and Ian in Capitol Reef National Park

Jenn is from Orem and Clyde grew up in Ely, Nevada and they met at SUU in Cedar City. They have been married for 16 years. They have 2 boys Nevin (14) and Ian (11). Jenn enjoys writing and traveling and has made a goal of traveling to Japan as soon as she can. Clyde obviously likes working and driving old cars and doing woodworking projects.



Nevin
and Ian
enjoying
a ride in
the rumble
seat of
Henry.

The old car hobby has slowly grown on Jenn it has been a part of Clyde's life since as far back as he can remember. Back in the sixties Clyde's Grandfather had part ownership in a Dodge dealership which led to the acquisition of 5 1924-1926 Dodge Brothers cars.

Years later Clyde's Dad, Ron, made a decision. He was tired of trailering his Dodge when everybody else drove their Model A's and he was tired of looking at all black cars. He purchased a 1931 Slant windshield sedan and began restoring it. It was painted turquoise, the same color as his 1979 Lincoln Continental, and thus the car became known as Abe.

In 1986 he bought a 1931 Coupe for Clyde. The previous owners had named the car Henry and so it is still Henry today (isn't it considered bad luck to rename a boat, cars must be the same.) The car was restored and painted Rally Green not a correct color but it is one of kind.



From the end of his 6th grade year until he graduated from High School, Clyde worked at a mechanic shop sweeping and cleaning. The shop was owned by Wally Birch, a WWII vet and Model A owner. Wally was always able to answer questions Clyde had as he was working on his cars and taught him a lot. Several

years later when people would have questions about the Model A's Wally would say "Ask Clyde, He knows more than I do." It wasn't true but Clyde enjoyed the fact that Wally had confidence in him. Wally passed away 2 years ago and Clyde misses his friend and mentor.

Clyde and Ron also have a '29 roadster that was a rescued hot rod project so it is a rough restoration but it provided a fun tour car for Clyde and his friends during his high school days. A trip to Tonapah in the roadster was the only time Clyde had a car trailered home and a trip to Wells and Wendover without wipers and side-curtains provided an experience in inclement weather that proved that the front seat of a Model A will hold about 30 gallons of rain water.

Just before Clyde left for college Henry was ready for touring and a few short trips were made but the fun was put on hold for a bit while Clyde focused on education. In 1995 Jenn knocked Clyde off his feet (literally) and she was introduced to Henry. Jenn attended a few car club activities with Clyde, during one of the activities Jenn learned to drive a Model A (while blindfolded). Jenn and Clyde made a couple trips from Ely to Cedar City and one trip to Mesquite. Jenn and Clyde took a break from old cars and tours for a bit to start a family but Henry didn't get a break as Ron borrowed the car for trips to Yellowstone and Pikes Peak.

Finally after a few years of adult stuff it was again time for fun. Clyde and Nevin took Henry to Cascade Idaho and subsequent years led to trips to Dinosaur National Monument, Yellowstone, Bridgeport California, Moab and Pocatello. It was on the Moab tour that Jenn caught the old car "Bug." After driving Henry for a bit Jenn decided she wanted her own old car, but she wanted one that was a bit newer with a padded dash, seat belts and a gas tank that wasn't in your lap. Jenn picked up a 1974 VW bug that fit the bill (except for the gas tank in the lap thing, 2 out of 3 ain't bad)



Luckily the bug, along with a pair of 1950 Ford pickups that Clyde has helped his Dad restore for Nevin and Ian, have provided Clyde with his needed old car fix while Henry's engine has been blown. Clyde and Jenn are looking forward to getting Henry back on the road and having fun with club activities.

Let's Celebrate!



June Birthdays: Reid Carlton -- June 21st

Tech Tips

Radiator Flush

Pikes Peak Model A Club

Many members of the Pikes Peak Model A Club recommend the use of distilled white vinegar to clean out the gunk, grease and rust that accumulates through-out the year. Every spring they will drain the water and/or antifreeze from the car and fill it with three gallons of distilled white vinegar available at any grocery store.



Once the vinegar has been poured into the radiator travel about 30 miles or 30 minutes so that the engine can get hot enough to dislodge any contaminants in the engine and radiator.

The next step is to drain the vinegar and rinse the system with clean water. The water should look clean when it flows from the petcock. Refill the cooling system with clean water and take another short trip. Drain the water again and rinse. Repeat the process until water runs clear. At this point you can fill the system with three gallons of water or if you choose a 50/50 mix of water and antifreeze.

Your cooling system is ready to go for another year.

Radiator Cleaning

Roger Kauffman, Model A Restorer's Club Technical Chairman

Roger recommends adding 6 oz of Pine-Sol or Lestoil into a radiator full of fresh water. Drive the car about 12-15 miles, stop and take several folded up paper towels and swab around the bottom inside of the top tank and remove the grease buildup. Drive again for 10-12 miles and wipe again with paper towels. Repeat several more times as necessary until paper towels come out clean. When done, the inside of the top tank should shine like a new penny. Drain system and refill with fresh fluids.

Back Flush!

by Tom Endy



The cooling system on a Model A Ford can get pretty crudded up with rust, calcium, and also with grease from the water pump. If the radiator has been in service for a long time it is best to remove it and take it to a radiator shop (preferably to one that is knowledgeable of Model A radiators) and have it rodded out.

The engine block and the head are also usually crudded up, especially with rust. This is where a technique called back flushing can be affective. Back flushing of the radiator can also be affective if the cooling tubes are not hopelessly plugged up. The trick is to force water through the system backwards to the direction it normally flows.

Various cleaning solutions have been suggested for use in dislodging the cooling system crud. Some have suggested a combination of oxalic acid with a baking soda rinse. Others have suggested liquid Cascade

dishwasher solution or vinegar. There are also commercial cooling system cleaning agents available from most auto parts stores.


Whatever cleaning agent is used, it is best to finish up by back flushing the system. It has also been suggested that a newly overhauled engine should be back flushed before being connected up to the radiator. A considerable amount of rust can become dislodged inside the water jackets when the engine was hot tanked and in all likelihood is still inside the water jackets, as well as machining chips. If the engine is immediately connected up to the radiator all the loose particles will be dumped into the radiator.

In order to back flush the Model A cooling system some special adapters need to be fabricated. Two plugs with a hole drilled in them must be made up, one to fit the large upper radiator hose, the other to fit the smaller lower radiator hose. The holes in the plugs should be tapped with a pipe thread. The plugs are then fitted to provide garden hose connections. The two plugs can be cut from steel or aluminum round stock. All the other hardware can be obtained from a local hardware store. Standard Model A radiator hoses and clamps are used to connect up the flushing apparatus.

To back flush the radiator, connect the adapters to the two radiator hose bibs. With a garden hose connected to the bottom hose bib adapter run water though the radiator backwards to the normal flow. Be sure to put the radiator cap on. A suggestion, connect the garden hose to your laundry machine hot water spigot and back flush with hot water. A second garden hose may be connected to the top radiator hose bib adapter to carry the exiting water to a suitable drain.

To back flush the engine, disconnect the radiator from the engine and install the two adapters to the engine. The large adapter is connected to the water outlet on top of the head. The small adapter is attached to the water inlet on the left side of the block. It is also suggested that the water pump be removed and a blanking plate be installed over the opening in the head. Connect a garden hose from the hot water spigot to the large adapter on top of the head. Connect a second hose to the smaller adapter on the side of the block and lead it off to a drain. Begin the back flushing. You can also start the engine up to add some vibration if desired. The

hot water will not only aid in flushing the engine, it will also prevent the possibility of cracking the block with the use of cold water if you run the engine. ☺



Shown above are the two adapters and the water pump blanking plate. The long hose is the upper (larger diameter) hose. The short hose is the lower (smaller diameter) hose.

Editors Note: If there is enough interest, we could pool our money together and see if Karl, Lloyd or Kelly could make several of these for us. Let me know if you are interested.

OKAY. LOOKS LIKE WE'RE ALL HERE. ACCORDING TO MY LIST, BETWEEN US, WE'VE GOT ENOUGH SPARE PARTS TO START THE TOUR.



Courtesy of MARC Model A News

Classifieds:

Joe Fazzio is looking for a pair of 1931 **Utah license plates**. (801) 491-8439.

If you want to include something in the classifieds send your items to mack4759@yahoo.com by the 20th of each month for inclusion in the next letter; or call Robert at (801) 489-9808. Pictures help sell items, so if you can submit a picture, or want help with getting a picture taken call, we'll help you.

Reid and Elaine's Travels

The Carlton's won't be here much at all in June. They are doing a lot of traveling for work. They are in France right now and while there Reid found this old steam powered car. I told Reid I wanted to see him parallel park that beast!



Final Thoughts

This month is packed with activities. I hope you take some time off from your busy schedules and enjoy your Model A. After all, isn't that why you have it. June 15th Summerfest activities are something fun that can be enjoyed in our own "back yard." The T, A, & B Reunion is probably the nearest thing to a regional or national meet so even if you don't take your A or T, hold that weekend open and drive down in your modern iron and soak in a bit of Model A heaven!



Ron's "Abe" and Clyde's "Henry" side-by-side

Model T, A & B Ford Reunion



Tour, Car Show & Hill Climb

June 28-29, 2013

Fountain Green, Utah

Friday:

Afternoon: **Tour from Fountain Green to Manti to Ed "Big Daddy" Roth's Museum**

Tour open to all Makes, Models & Years

Evening: **Tour to Mt. Pleasant Basin Drive-In to watch "American Graffiti"**

680 North State Street



Saturday:

10:00AM: Car Show in Fountain Green City Park (3rd West & Center)

Car Show open to all Makes, Models & Years

12:00PM: Barbeque turkey dinner at the pavilion,
Fountain Green City Park

1:30PM: Hill Climb at Utah State Fish Hatchery Hill

Participation open to 1935 & older 4 cylinder cars ONLY
(NW of Fountain Green)

Car Show : \$20.00 per car includes dash plaque & barbeque turkey dinner

Hill Climb : \$20.00 per car includes dash plaque & barbeque turkey dinner

(Participation in both is \$25.00 and includes all of the above)



For General Information Contact:

Wayne & Jan Atkinson

Cell (641) 390-0870

w_datkinson@yahoo.com

Riley & Sue Player

Cell (435) 851-6679

rodandrelie@msn.com