



UTAH VALLEY

- Model A Club -

THE MOTOMETER

Vol. 6

No. 3

March 2018

IN THIS EDITION:
ON THE ROAD AGAIN...!
Pin Striping a Model A
Model A Era Beauty Aids

NEW
KID'S
CORNER

JIM'S
TECHNICAL
TIP

2017 MAFCA Newsletter of Excellence
2016 MAFCA Newsletter of Distinction
2015 MAFCA Newsletter of Merit



JH Hadfield and his 1929 Model A Tudor



WHAT'S INSIDE

- 3 President's Message
The Passing of JH Hadfield
- 4 Calendar of Events
March Birthdays
- 5 Heard it Through the
Grapevine

- 6 February Club Meeting
- 8 Member Spotlight
Mike Carlton
- 11 Pin Striping the Model A
- 12 Celebrating Chinese New Year
- 16 On the Road Again...!
- 18 Technical Seminars — —

- MAFCA Convention
- 19 Kid's Corner
- 20 The Fashion Journal
- 22 Classifieds
- 23 MAFCA News
- 24 "A Word From Our Sponsors"

UVMAC Mission Statement

The purpose of the club is two-fold:

1. To serve as a medium of exchange of ideas, information, and parts for admirers of Model A Ford cars and trucks and to aid them in their efforts to restore and preserve these vehicles in their original likeness.
2. To unite in a central organization, all individuals who are interested in restoring the automobile in a manner to attract prestige and respect within the community. It shall further be the purpose of this club to help these individuals become better acquainted and encourage and maintain among its members the spirit of good fellowship, sociality, and fair play through sponsored activities including the use of the Model A Ford and family participation.

The Utah Valley Model A Club is a chapter of the Model A Club of America (MAFCA). Membership with MAFCA is highly encouraged. See MAFCA News at the end of this newsletter for more information.

Club meetings are on the 3rd Thursday of each month at 7:00 p.m. upstairs in the Larry H. Miller Ford Dealership at 1995 N. University Parkway in Provo.

2018 Club Officers

CLUB OFFICERS

Board Chairman	Reid Carlson	rcarlson1964@yahoo.com
President	Clyde Munson	bjerg_menneskene@yahoo.com
Vice President	Howard Eckstein	h_eckstein@hotmail.com
Sec/Historian	Greg Mack	gregmack02@yahoo.com
Treasurers	Diane Brimley & Brim Brimley	brimleydiane@gmail.com ralpher@gmail.com

APPOINTED POSITIONS

Web Page	Nicholas Mack & Greg Mack	kcam1999@yahoo.com gregmack02@yahoo.com
Facebook	Clyde Munson	bjerg_menneskene@yahoo.com
Photographers	Greg Mack Allison Mack Howard Eckstein	gregmack02@yahoo.com windjamer9945@yahoo.com h_eckstein@hotmail.com



A Message from Our President

BY CLYDE MUNSON



A couple of months back I went to a doctor's appointment. It wasn't the best visit, as I was informed that my blood pressure was quite high. He asked me to come back in a month, after checking my blood pressure myself, daily, and recording the results. If there

was no marked improvement he would need to write a prescription to bring the blood pressure under control.

Initially, I was upset because I felt I was too young to deal with this; especially since I am emotionally and mentally still a teenager. It is a shame my body did not get the memo. I researched for ways to lower my blood pressure so that I could avoid medication. Most of the recommendations were long term changes that likely would have minimal effect over the short window I had to work with. One recommendation was to reduce stress. I decided I would work on the other things, but for an immediate effect, I would drive to my follow up appointment in my Model A while playing Jimmy Buffett on the stereo. I figured doing the two most relaxing things in the world in conjunction would definitely work to my advantage.

It didn't work and now I have a pill I have to take. I still stand by the idea that driving my Model A will help me feel relaxed and youthful but unfortunately it can't stop the progression of time. It does have the side effect of introducing me to great people, taking me on adventures and showing me beautiful things. All in all, driving my Model A is great medicine that I highly recommend. So, next time you are feeling your blood pressure rise go for a ride in your Model A, but you should also keep taking the pill, just in case.

WE ARE SAD TO ANNOUNCE THE PASSING OF JH HADFIELD



We are very sad to report that JH Hadfield past away Tuesday night, February 27th. JH had been fighting cancer for several years. He seemed to be doing better, but took a turn for the worst.

One of his goals was to get his 1929 Tudor finished so he and his family could enjoy it. With the help of Howard Eckstein, he was able to accomplish that goal.

He is survived by his wife Elaine and their four children. A viewing is scheduled for March 4th between 6:00 and 8:00 p.m. at the LDS chapel on 165 N. 350 W., in American Fork. There will also be a viewing on Monday before the funeral at 11:30 a.m. The funeral will start at 1:00 p.m.

For those who can attend, we would like to have a Model A procession following the funeral from the church to the cemetery, so please drive your Model A.



2018 Calendar of Events

At the January meeting, the activity chair, Bill and Colette Thompson, passed out a survey that will guide them in their development of this year's activities. If you haven't already, or if you missed January's meeting, let them know what activities you would like to see happen.

March

- 15th — Club Meeting, TechTalk, Timing, Clyde Munson, 7:00 p.m. Larry H Miller, 1995 N. University Avenue, Provo
- 24th — Ardell Brown Car Museum at 865 E 12000 S in Draper; leaving American Fork at 10:00 a.m.

April

- 19th — Club Meeting, TechTalk, Head Gaskets, Reid Carlson, 7:00 p.m. Larry H Miller, 1995 N. University Avenue, Provo
- 21st — Provo Historic Architectural Tour

May

- 17th — Club Meeting, 7:00 p.m. Larry H Miller, 1995 N. University Avenue, Provo
- 26th — Spring City Heritage Days

June

- 3rd-8th — Midwest Regional Meet, Springfield, Missouri. For more information, contact [Lance Burton](#), 816-809-8648
- 24th -29th — Reno-Sparks, Nevada, MAFCA National Convention, to read more about it visit their webpage at: <http://ncrgmafca.com/2018MAFCAConvention/2018index.html>

September

- 22nd — International Model A Day, a world-wide celebration of the Model A Ford. It's goal is to give the public a chance to see these amazing snip-its of history. Get your car out and drive it.

Automotive History in the Making MARCH

- 2nd 1949 1st automatic street light in Connecticut
- 5th 1952 Willy's introduces the Aero-Ace
- 7th 1929 General Motors buys Opel
- 8th 1969 Pontiac debuts Trans Am
- 10th 1927 Sir Henry Segrave breaks 200-MPH barrier
- 12th 1831 Clement Studebaker born
- 13th 1948 Honda Motors founded
- 15th 1960 Mercury debuts Comet
- 17th 1949 Porsche introduced at Geneva Auto Show
- 18th 1858 Rudolf Diesel born, Paris, France
- 27th 1863 Henry Royce born, Alwalton, England
- 29th 1980 Audi debuts four-wheel-drive quattro
- 30th 1909 1st double-decked bridge opens
(Queensboro Bridge, NY)
Courtesy of Roger and Geena Davis

Knock, Knock
Who's There?
1930 AD Chevy,
didn't you hear me knocking?





Heard it Through the Grapevine

OUT & ABOUT WITH CLUB MEMBERS

What's happening out there? The club members would like to hear from you. Let us know by sending an e-mail to: mack4759@yahoo.com.

Because of poor reproduction parts, **Clyde Munson** has been fighting with his king pins. He has also been dealing with missing, or wrong parts in the mail.

Vern Cope is working on his 'new' roadster pickup. It needs a bit more work than originally thought.

Bill Thompson has been busy helping **Ed Stilson** replace a window in his car. Bill also sent his old engine off to be rebuilt. He is going all out to make it a very nice touring engine.

The numbers are growing. As of February's club meeting, the following are going to the **MAFCA National Meet:**

- Brim and Diane Brimley
- Reid and Elaine Carlson
- Roger and Geena Davis
- Howard and Gemma Eckstein
- Nicholas and Natalie Mack
- Greg and Allison Mack
- Robert and Becky Mack
- Clyde and Jenn Munson
- Bill and Colette Thompson
- Wayne and Jan Atkinson


Bruce and Midge Nielsen (friends of the Atkinsons)

There will be a lot of things to do in Sparks/Reno, so if you are thinking about going, hesitate no longer. Sign up now before all the tours are gone. You will be in good company.

Evanston Wyoming will be hosting a vintage antique ONLY (no hot rods) car show on Main street Evanston Wyoming **June 29**. It will be an afternoon car show, There will be snacks and water for any participants also 30s and 40s Music for entertainment.

This car show will have no entry fees and no awards it is simply to get people together with common interests to celebrate the Lincoln highway and to welcome the New York to Paris Racers including Jeff Mahl, Great Grandson of George Schuster-Driver of the Thomas Flyer and Winner of the 1908 New York to Paris Race.

There will be Lincoln Highway presentations in our very own Strand Movie theater that has been beautifully restored to its 40s look. When the Racers arrive it has been explained to me that Jeff Mahl will be doing a presentation as well. This is an exclusive invite to you and anyone you feel has antique or vintage vehicles to attend and be a part of this exciting historic event.



An elderly man was driving his Model A down the freeway when his cell phone rang.

Answering, he heard his wife's voice urgently warning him, "Herman, I just heard on the news that there's a car going the wrong way on I-15. Please be careful!"

"It's not just one car," Herman said, "It's hundreds of them!"

-Jack Wager-





February's Club Meeting

Attendance:

Diane and Brim Brimley, Reid and Elaine Carlson, Vern Cope, Howard and Gemma Eckstein, Clifford Godfrey, Tony Jacobs, Kenneth Johns, Richard Judd, Brian Lindenlaub, Clyde Munson, Greg, Nicholas and Robert Mack, Larry Taylor, Bill and Colette Thompson.

Club Business:

President, Clyde Munson, presided and conducted tonight's meeting.

Treasure's Report: Diane Brimley reported on the club finances. We have \$1854.51 in savings and \$253.60 in checking. She is still collecting dues. If you haven't paid your dues, please do so as soon as you can. Last month Greg passed out club calendars for everyone's review. Some calendars have been paid for, others haven't. If you took one home, please make sure you send Diane \$12.00 for your calendar.

MAFCA is continuing their free membership program for those who have never been a member. If you would like a free one-year membership, send an e-mail to freemembership@mafca.com.

Last fall the Ely car club welcomed us with open arms, providing us with a delicious lunch in the city park. Clyde's mother organized the whole thing for us. Belatedly, we sent around cards for everyone to sign. We also passed around a card that we will send to Jay Derbidge who was diagnosed with cancer. During our visit to Ely, he gave us a personal tour of his Studebaker collection.

Activities:

Howard Eckstein got one final head-count for Saturday's cooking class at Chao's, where they will be celebrating the Chinese New Year. The activity starts at 6:30 p.m. The market is located at 329 N State Street in Orem.

Bill Thompson gave us a run-down on this year's activities. There are still several month with no activities planned, so if you want to make any last-minute suggestions, NOW is the time to do it. This year we have a mix of new and repeat activities. See pages 12-13 for full details.

Upcoming activities include:

- March 24th — a visit to Ardell Brown car museum. We will leave at 10:00 a.m. from American Fork.

- April 21st — Photo “scavenger hunt” visiting historic architecture in Provo
- May 18-19th — UVU Car Show
- May 26th — Spring City Heritage Days
- June 23rd — Veteran’s Car Show and Cruise, Payson, UT
- June 24-29th — MAFCA National Convention in Sparks/Reno, NV
- June 29th — Evanston, WY car show. See details on page 5
- July 21st — Mapleton Pioneer Day Parade
- August 6th — Lindon Car Show

Tech Talk:

Tony Jacobs presented this month’s tech talk on drag links. He demonstrated how to assemble the ends, making sure the assembly was done in the right order.

He told of an incident where the ball on a Pitman arm had worn down. He heard about people purchasing a replacement ball and welding a new one in place of the old one. He did that, only to find that the weld eliminated the shoulder on the arm, so that when the arm was reassembled with the drag link, it was too sloppy to hold the grease. His lesson learned — just buy a new arm, they aren’t that expensive.

Tony also recommended purchasing a tie rod end socket from one of the Model A parts vendors. They are worth the few dollars spent!

Ask the Expert: Brian Lindenlaub asked about the reliability of the Volvo adaptations used in some Model A’s. One of the cars he is looking at has one, and he is concerned about it. Clyde said they work well as long as the person cutting into the torque tube made sure everything was perfectly balanced once it was reassembled. Otherwise prolonged use and or high speeds would burn out the bearings.

Nicholas Mack brought refreshments tonight, fresh out of the oven. Thanks Nicholas.



Member Spotlight

WAYNE AND MIKE CARLTON AND FAMILIES

This month's member spotlight is a two-for-one. I am Mike Carlton and am writing to introduce both myself as well as my parents, Wayne and Loraine Carlton. I will also tell the story of how Wayne's 1929 Model A Tudor came to be in our family and restored.

Wayne & Loraine grew up in Lehi and both graduated from Lehi High School. After marrying, they built a house in northwest Lehi where they raised four children. Wayne worked for Kennecott Copper, retiring in 2001 as a mineral statistician. He was elected to the Lehi City Council in 1982 and served for 10 years in that position. He currently serves on the Board of Directors for Cyprus Federal Credit Union and he enjoys woodworking and building things. In 2006, my parents built a cabin near Mount Pleasant and they enjoy spending a few days at a time there throughout the year. Wayne is an avid University of Utah fan. I'm confident that he can count on one hand the number of home football games he has missed over the past 25 years. My parents have 12 grandchildren and 2 great-grandchildren.



Picture 1 - Wayne & Loraine Carlton family

As for myself, I am the youngest of four. I graduated from Lehi High School and served an LDS mission to Columbus, Ohio before marrying my wife Hollie. We have three children, Tyler (currently on a mission in West Virginia), Madison (a senior in High School), and Jake (in 8th grade). I graduated from the University of Utah with a degree in



Madison (a senior in High School), and Jake (in 8th grade). I graduated from the University of Utah with a degree in Civil Engineering and am a co-owner of Wilding Engineering, a civil engineering and land surveying firm in Bluffdale.

THE STORY OF WAYNE'S 1929 MODEL A TUDOR



Picture 2 - Previous owner before selling it.

Wayne has been good friends with JH Hadfield, going back to when they were in High School. In the early to mid-1970's, JH called Wayne to let him know that he had purchased a Model A to restore. Not to be outdone, Wayne kept his eye out and was able to locate one as well, which he bought from an individual from northern Utah around 1975.

I was a toddler when the car came to the family, but I can remember my dad driving me on short rides on the roads near our house. The car was stored in an old barn made from wood ammunition boxes in the field behind our house. Once it was put in the barn, it didn't come out for several years. Wayne enrolled in some auto body classes at Utah Technical College (now UVU) where he worked on some extra stock fenders for the car, but that was the extent of work during this time.

In the early 1980's, Wayne built a new garage behind the house and we moved the old car out of the barn and into the garage. The plan was to have room to begin restoring the car. However, in order to make things fit in the new garage, the Model A was turned sideways and pushed into the back corner so the camping trailer and Wayne's truck could fit inside as well. It was there that the Model A patiently waited until 2015, when the camping trailer was moved to the cabin and enough room was made in the garage to turn the car straight so it could be worked on.

After separating the body from the frame at JH's shop in American Fork, the frame and body was set up in the garage and Wayne began to work on the body. By late 2016, JH was working with Howard Eckstein on restoring his own Model A and as soon as Howard became available, he began working with Wayne on his. In March of 2017, most of the family gathered back at JH's shop to do a test fit of the body to the frame.



Picture 3 - Preparing to remove the body at JH's body in American Fork.



Picture 4 - Test fit of the body to the frame, March 2017

After the test fit, the car was taken back to Wayne's garage, where Howard painted the body and methodically checked and restored the mechanical workings of the car before finally doing final assembly. The Model A was started and driven for the first time in 40+ years in June of 2017.

Although the upholstery was not finished, the car was taken to a couple parades and car shows over the summer, where we met members of the club. In August of 2017, the upholstery was finished by Kirkham Upholstery in American Fork.

We look forward to being at the car shows and parades with members of the club this coming summer.



Picture 5 - Fully Restored in August, 2017

By:
William "Bill" Brum
courtesy, MAFCA

Pin striping the Model A – An Alternative Method

Pin stripes are essential features to bring you're "A" back to an authentic look. However, pin striping has always been considered a task that is best left to an expert. For the novice who does not pin stripe for a living, this can be a daunting task. That being said, there is an alternative method which can provide very good results on your 1st attempt. Pin striping tape can be purchased which will allow a novice to apply a painted pin stripe which replicates the original dimension and style. The tape is applied to the contour of the Model A body prior to applying paint. Pin striping contours for your body style can be found in the MAFCA Paint & Finish Guide. Once the tape is applied to your satisfaction, the 1/8" wide center strip is peeled off to expose the painting surface.

This surface should be cleaned with a solution such as isopropyl alcohol or similar metal prep to remove any wax or grime from the surface. The solution should be wiped off immediately after application as not to leave a residue. Once the surface is prepped, it is time to apply paint. One traditional pin striping tool essential to the process is the pin striping sword brush. For the 1/8" wide dimension, I have found the #0 brush will fit the task. These brushes are designed to absorb sufficient amounts of paint along their length to provide long, uninterrupted brush strokes. Once paint is applied to a portion of the body (hood, door, etc), the tape should be removed immediately to create a clean, thin, edge. Shown below is the center stripe tape being pulled back and exposing the area to be painted.



Celebrating the Year of the Dog at Chao's

BY HOWARD ECKSTEIN

In the same vein by which Model A owners learn more about how to maintain and improve their cars, the art of gastronomy is pursued to raise their level of consciousness and expertise in eating. It is no secret that the members of the Utah Valley Model A Club use their cars as an excuse to gather together at some place where food is served.

Such an event was planned and carried out at Chao's Asian Market where the monitory contributions will be donated to Youth Link, an organization that matches young Americans with improvement projects in under-privileged nations.



Gratitude is to be given to Ernie Silva who hosts these events at his cost in ingredients and time to make these classes possible. He also gifted each of us with a good luck charm made for Chinese New Year's celebrations. After giving us instructions which were carefully noted, we were dismissed to begin our masterpieces.



Laid out on the tables were the various apparatus and organic substances that would, under tutelage, be transformed into Sweet and Sour Chicken and Fried Rice. There was also a vegetable dish consisting of a sauce over Shanghai Bok Choy.





Before starting, everyone donned one-size-fits-all gloves; a nod to the rules of the Health Department. However that's where compliance with the law ended; only Greg and Brim wore hats.



Rosemarie and her friend Salvador undertook to slice and dice the tomatoes, peppers, onion and garlic that would be used in both the main dishes.

One frustrated sous chef, Clyde, kept hollering for a shipment of the chopped vegetables for his sweet and sour sauce which was beginning to reach critical mass.



At his station Tony was insisting that his onion pieces remain large; against the admonition of Gemma who thought they were too big to sauté for the fried rice under construction.



Brim was measuring tapioca starch in a bowl of water in a manner that reminded this observer of one preparing spackle. He got the consistency correct and from it, the batter for the chicken was ready to go.

It was fun to hear the women folk tell the men how to do their jobs. It might be noted that seldom do the men tell their partners how to repair cars. Under the circumstances, the men took it pretty well. Ernie made the rounds to be sure nothing egregiously wrong was happening.



Two stations were set up for the preparation of sweet and sour chicken. Each was equipped with a deep fryer and 1/444th of a ton of chicken breast pieces that were prepared in advance. Ernie told us to cook the chicken half way and then after it cooled to finish frying it. This is to thoroughly cook the chicken and make the outside crispy.



On one team, Brian and Sharon Lindenlaub were preparing the chicken for the sauce being made by Clyde and Jen.



Somehow Greg was left with the task of keeping the liquids moving while Diane went to the chopping station to get more solids for the sauce.

On the sweet and sour chicken team were Brim and Diane with Greg as a



Three fry pans of fried rice were manned by separate teams,

Tony and Jan, Reid and Elaine, and Jen Munson.

They all turned out differently, yet were of fine quality.



At last, all the food was served and the group ate their fill. We'll probably do this again since eating is such a major part of the Model A Club experience. It's a good thing Gemma thought ahead and brought food storage bags so we could take home lots of tasty leftovers.



from the
Activities Chair
Bill & Colette Thompson

On the Road Again...!

UTAH VALLEY MODEL A CLUB ACTIVITIES FOR 2018

Thanks to everyone who completed the activity surveys we handed out at the January meeting. It is nice to get some valuable feedback on what is happening in the club so we can plan for future activities. We had 15 surveys returned. If you didn't get one contact us at: bthomps1951@msn.com and we can email one to you. At this month's board meeting we discussed the survey and used the results to plan some of the upcoming activities. We have decided on the following activities for this year:

JANUARY	FEBRUARY	MARCH
	17th Chinese New Year Celebration at Chao's	24th Ardell Brown Car Collection
APRIL	MAY	JUNE
21st Historic Provo Tour	26th Spring City Heritage Days	24-29th MAFCA National Convention Sparks/Reno, NV
JULY	AUGUST	SEPTEMBER
21st Mapleton Pioneer Day Parade	Yet to be determined	International Model A Day Vintage Iron Chef Cook-off
OCTOBER	NOVEMBER	DECEMBER
Murder Mystery or Cedar City Heritage Festival	Yet to be determined	Annual Christmas Dinner Christmas Light Tour

We are still looking at options for August, October and November. If you have ideas please let someone on the board know.

- **March 24th:** Visit Ardell Brown Classic Car Collection and dealership in Draper.
- **April 21st:** Provo Historic Building Tour – Provo City has a map of 70+ historic buildings. We will meet and receive the map, then disperse on our own to take a picture of our cars in front of as many buildings as we can in 1 ½ hours after which we will meet at a yet to be determined place for lunch and review the pictures.
- **May 26th:** Spring City Heritage Days. This is a repeat from last year and was one of the top vote getters from the survey. We will not participate in the Scandinavian Days Parade in Ephraim this year as most people would rather spend the time visiting the historic homes that will be open to the public on that day.
- **June 24th-29th:** MAFCA National Convention in Reno. It is not too late to sign up for this fantastic opportunity to go to a national convention that is this close to home. At this time there are 7+ cars planning to attend. Those not going are urged to attend a parade or car show on your own.
- **July 21st:** Mapleton Parade
- **August:** TBA
- **September:** Celebrate International Model A Ford Day with another Vintage Iron Chef Cook-Off. Date and place to be determined.
- **October:** Murder Mystery or Cedar City Heritage Festival. If the club choses to do the Heritage Festival, the Murder Mystery could be moved to a different month.
- **November:** TBA
- **December:** Christmas Dinner & Light Tour TBA




Courtesy of Provo City



Spring City

Susan Jarvis



2018 MAFCA National Convention

SPARKS, NEVADA, JUNE 24-29, 2018



Editor's Note: Each month until June, we will devote a page in each newsletter to sights and activities that will be part of the convention. There will be a lot to do and see.

Technical Seminars

Model A Electrical Wiring and Troubleshooting Presenter: Alex Janke

A complete description of the Model A wiring, how to install it and how to troubleshoot and test each harness. How to physically identify the wiring harness to the schematic. Learn how to trace voltage through the harness. Learn how to isolate and troubleshoot the electrical problems (lights), isolate and troubleshoot ignition wiring, and isolate and troubleshoot the charging system wiring. Also learn about wire sizes, connection types and routing.

We have all seen a schematic of Model A wiring, but where do those wires really go? How are they supported? What does the switch look like for real? Where are all those connections?

This seminar will examine Model A wiring from the diagram to the car. We will look at the inside of the light switch, the various wiring harnesses (yes, there are more than one), and other components. This seminar is for car owners and restorers who want to better understand Model A wiring and how to correctly wire their own cars.

Model A Brakes and Pedal Adjustment Presenter: Les Andrews

Hear a complete description that explains how the braking system is designed to work most effectively. Which aftermarket parts will provide the best performance? There will be an explanation of the step-by-step procedure for adjusting the front wheel brakes so they engage first, providing you greater positive braking power. Which brake shoes work best with cast

iron drums? Which components should always be replaced? How to correct (adjust) for right or left pull when brakes are applied. What causes, and how to fix, brake squeal. Be safe on the road. Attend this seminar and learn how you can have excellent braking as modern cars do today.

Hubley Speed Shop Presenter: Bob Johnson

An award winning Hubley racer will divulge some of his secrets for how to make your Hubley model car travel down the track faster. Subjects will include which Hubley model to use, wheels, tires, axles, axle screws, steering, weight, aerodynamics, and how to build a modified Hubley car.

You can be one of the next Top Winners after this seminar.

Do It Right Presenter: Tom Rut

Using the Model A Ford Restoration Guidelines to restore and buy parts. Using original parts, the latest techniques and the newest information in the Restoration Guidelines learn how to restore, repair, maintain and buy parts for your Model A. Emphasis will be on the correct assembly and parts details you need to ensure your Model A is operating safely and as Henry Ford intended. This seminar will be of value to all owners whether they are restorers, tourers or drivers of the Model A.

All seminars are between an hour and 1.5 hours long and will be held on Monday, June 25th.

From:
The Word
search.com

The Kid's Corner

FOR KIDS YOUNG AND OLD

Model A Ford Body Styles

K	A	E	N	I	N	P	N	O	T	E	A	H	P
E	P	A	W	A	O	V	S	C	O	S	S	E	O
O	E	C	E	O	G	I	A	R	O	D	R	O	F
T	E	A	N	R	A	C	C	R	I	F	C	P	O
O	D	O	T	E	W	T	W	T	C	T	C	I	B
I	I	T	I	T	N	O	P	R	U	R	A	B	D
F	I	C	I	S	O	R	I	T	D	L	B	C	O
I	C	A	P	D	I	I	C	O	U	O	R	I	T
U	O	T	U	A	T	A	K	P	O	O	I	O	S
T	R	T	A	O	A	I	U	E	I	T	O	D	R
N	R	W	U	R	T	O	P	T	A	C	L	P	L
B	I	D	B	D	S	T	B	D	A	W	E	W	B
A	O	I	I	R	O	O	E	U	I	N	T	A	T
I	C	O	U	P	E	R	A	G	O	R	E	O	R

TUDOR
STATION WAGON
FORDOR
PICKUP
COUPE
CABRIOLET
VICTORIA
ROADSTER
PHAETON

Play this puzzle online at : <http://thewordsearch.com/puzzle/47585/>

Have you ever noticed that anybody driving slower than you is an idiot, and anyone going faster than you is a maniac?
-George Carlin-


Health & Beauty, the Model A Way

By Mary Carlson
MAFCA
Fashion Committee

Any time you open a magazine, you'll be bombarded by ads for beauty products. In addition, an 'expert' will tell you how to take care of your health. Nothing changes, as this was also the case in the Model A era. However, some of the suggestions that we see in the era magazines would be suspect now. It's always fascinating to examine what was taking place during those earlier years. Following are some examples, taken from a single issue of a 1930 magazine.

General beauty and health tips:

There were numerous articles and advertisements focusing on the internal workings of the body. It was stated that lasting loveliness could not be achieved unless you kept internally clean. Products such as Sal Hepatica, Olive Tablets, fresh yeast and Postum would work towards that goal.



Sal Hepatica uses the saline method to make horrible conditions such as constipation, colds, acidosis, rheumatism, headaches and auto-intoxication disappear. The ad goes on to say that sluggish livers respond, complexions bloom and the bloodstream is purified. 'Glory on the cheek ... sparkle in the eye... Health'

Now, for something different, try eating **Fleishmann's Yeast** three times every day. It will keep your stomach in good condition, as well as stimulating the intestines and correcting constipation. See the testimonials in the ads to the right.

Her experience bore out what great doctors say

(BELOW) "I was always bothered with indigestion," writes Miss Jeanne Johnson of Los Angeles. "Then I noticed a lot of the peppiest girls at school ate Fleischmann's Yeast. I tried it—and my indigestion was forgotten. My complexion improved, too."



Some Women Always Attract

The women you most admire, and perhaps envy, prize their beauty and guard it. Their lustrous eyes and clear skin are the result of daily care. Above all else, these women keep their blood free of the poisons of constipation. Thousands of such women find Dr. Edwards Olive Tablets a matchless corrective. Made of pure vegetable ingredients. Know them by their olive color. They are a safe substitute for dangerous calomel. Not habit-forming. All druggists, 15c, 30c and 60c.

Dr. Edwards OLIVE TABLETS

If that doesn't fix you up, try **Dr Edwards Olive Tablets**. The ad states that they will keep your blood free of the poisons of constipation and the results will be lustrous eyes and clear skin.

(BELOW) "When I returned from the War I couldn't eat without indigestion," writes Willard Davis of Atlanta, Ga. "I heard about Fleischmann's Yeast, tried it, and soon lost my sluggishness and indigestion."





*...and you'll like
the way Postum helps you*

If all else fails, try drinking **Postum**. This product made from roasted whole wheat and bran should be drunk instead of caffeinated beverages. Try it hot or cold and you can even add a dollop of whipped cream to the top, or beaten into the drink. Thousands of people are said to have claimed that 'they feel like a different person' after consuming Postum for thirty days.

A tip – smoke **Old Gold Cigarettes** and you won't be left with any irritation to your throat. They are made of better tobacco and are endowed by nature with a new taste-thrill. The first carload reached the west coast on October 24, 1926.



ON OCTOBER 24, 1926, the first carload of OLD GOLD reached the Pacific coast . . . endless trainloads have been going westward ho ever since . . . with not a cough in a carload.



A SODA BATH
WASHES AWAY
FATIGUE

At the end of a tiring day, rest your weary muscles in a warm bath. Simply fill your bathtub with warm water and stir in a half pound of **Arm & Hammer** or **Cow Brand baking soda**. Lie there for 5 or 10 minutes and you will feel the soda working to loosen up your muscles, soothing and resting you. When you get out of the tub, you will be wonderfully reinvigorated.

Skin care:

As is the case today, during the Model A era there were a multitude of skin care products to choose from. It seems that every one of these products was the one you should use. What is your choice?

Ingram's Milkweed Cream promised to make your skin clearer and healthier. It was meant to be applied as a cleanser for a few moments, then patted off. Add a fresh film of the cream and pat it gently and carefully into your skin. Doing this will allow the special cleansing and toning ingredients to penetrate the pores. Your skin texture will be finer and smoother.

**MY CREAM HAS A SINGULAR GIFT
FOR MAKING YOUR SKIN**

Clearer, healthier!



LET MY MANNEQUIN AND HER SIX STARS PROVE THAT
"Only a healthy skin can stay young"

by Frances Ingram

To be continued next month

Classified Ads



Jim's Tech Tip



Don't Forget The Spare!

When checking tire pressures and bringing them back up to 35 psi. don't forget to check the spare tire(s). I had a puncher last Monday and my spare only had about 20 psi in it. Luckily someone in the group had a small portable compressor with them and we were able to air it up and go.

Have a Model A Day
Jim Cannon, MAFCA Tech Director

Mark Layton has two engines, a transmission, wheels, rear end, and new parts from Mac's that he didn't use. Call Mark at (801) 361-7300.



Vern Cope has purchased a roadster pickup so he is selling his old truck. \$12,500. Vern can be reached at: (801) 377-0657.

Stevan Davis is selling his dad's coupe. It is a 1931 Deluxe Coupe. Stevan can be reached at: (801) 836-5678. Both Joe Fazzio and Howard Eckstein have worked on the car and can give you additional information if interested.



Will Redd's friend, Venna Rice, is selling her dad's early 1930 Briggs Deluxe Fordor. He was a Ford dealer for many years in Draper. The car has 143 miles after restoration. \$20,000 She can be reached at: (801) 694-1400.



My wife had her driver's test in the Model A the other day. She got eight out of ten. The other two guys jumped clear.



Saturday March 24
We'll Drive our cars to
865 East 12000 South Draper



Meet at Hart's Gas Station
575 East State American Fork
We'll leave promptly at 10:00am



Model A Ford Club of America

Established 1957

"The Largest Car Club in the World Dedicated to One Type of Automobile"



Model A Ford Club of America

DOUG LINDEN, PRESIDENT



I just returned from the February Board meeting and I am happy to report that the 2018 Board has been very busy on behalf of MAFCA. First and foremost was our search to find someone to take over as editor of *The Restorer Magazine*. Thanks to the efforts of **Doug Clayton**, Publication/

PR Director, we were fortunate to get a number of qualified candidates to apply for the position. A New Editor Committee was established and all the candidates were individually interviewed. At the conclusion of these interviews, the committee unanimously recommended to the Board of Directors **Andy Scheer** as editor. The Board also approved his appointment unanimously.

It is my pleasure to introduce Andy as our new editor of *The Restorer magazine*. He has many years of experience in the editorial field and is excited about getting started in this position. Please welcome Andy to our Model A family and if you have any input for *The Restorer* you can reach Andy at restorer@mafca.com.

Old Man Winter has a real grip on many of us, with exceptionally cold and snowy weather. Fortunately our Model A's are snug in the garage for a well-deserved rest. Now is a good time to address any Model A projects you put off during the touring season. Maybe it's some minor body work, new tires, a brake job, radiator or carburetor repair. No matter what the job, you will find some excellent help in the pages of *The Restorer* and our "*How To Restore Your Model A*" books. You may be unsure what part is appropriate for your Model A; the source for that information is the *Restoration Guidelines & Judging Standards*. You can also get help from MAFCA's Technical Director, **Jim Cannon**, at tech@mafca.com. Jim will be more than happy to help

with any Model A question you might have. The most important thing is to get that "A" back on the road.

Speaking of enjoying your Model A, don't forget to register for the 2018 Ace's and A's MAFCA convention in Sparks-Reno, NV. You will find a link to the latest convention information on the [calendar page](#). The host committee has planned something for everyone, so don't miss out on the fun.

Happy Model A'ing

Doug Linden



Model A Ford Foundation

Currently, in our Museum, we have a special display which includes the Russian built GAZ engine, an interactive exhibit that demonstrates the method of starting a Model A engine, a right hand drive Deluxe Phaeton built in England, a Model A school bus exhibit, an oil tanker and wrecker, a postal vehicle, an airplane, Thomas Edison's personal car, and Model A vehicles for virtually every year and body style as well as exhibits of era fashions and memorabilia. That's a lot to showcase and feedback from visitors continues to tell us we have one of the best collections and displays at The Gilmore.

“And Now A Word From Our Sponsors...”

We wish to thank the Larry H Miller, Ford dealership in Provo for their wonderful hospitality. They have graciously offered their facilities for our clubs monthly meetings.

The sponsors below have donated to our club. Please support these businesses, as they have supported us.



THE WORLD'S LARGEST SUPPLIER OF 1909-31 FORD PARTS!



ANTIQUE AUTO PARTS


FREE CATALOG **888-262-5712** **59 YEARS**
snydersantiqueauto.com

BRATTON'S
ANTIQUE AUTO PARTS



800-255-1929 Phone
www.brattons.com
800-774-1930 Fax
1606 Back Acre Circle
Mount Airy, MD 21771

Your source for Quality Model A Ford Parts since 1976



**Bert's Model "A"
Ford Center**

2767 S. Tejon, Englewood, CO 80110
ph# 303-293-3673 or 800-321-1931
email address - parts@modelastore.com
www.modelastore.com

We buy and sell original and reproduction Model A Ford parts!



Model A & AA Parts

MAC's Antique Auto Parts

6150 Donner Road, Lockport, NY 14094
(800) 828-1051
www.macsautoparts.com/ford_model_a/